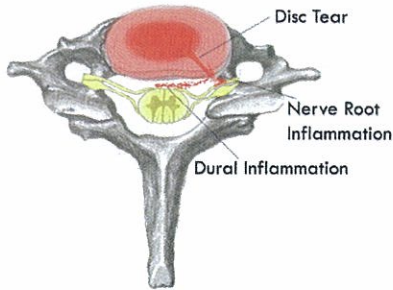


# CERVICAL TRANSFORAMINAL EPIDURAL STEROID INJECTION

## *For Neck & Arm Pain*



A transforaminal cervical epidural steroid injection is a simple procedure for treating neck, upper back, shoulder, and arm pain. This information sheet will explain what it is. Your doctor can explain if it is for you.

### **What is the epidural space?**

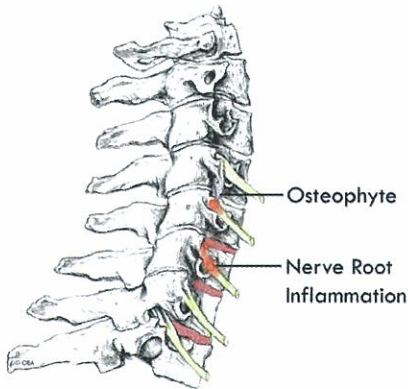
The dura is a protective covering of the spinal cord and its nerves. The space surrounding the dura is called the epidural space. In the neck it is called the cervical epidural space.

### **What causes pain in the epidural space?**

The cervical area of the spine has seven bones, called vertebrae. Soft discs found between these vertebrae cushion them, hold them together, and control motion.

If a disc tears, chemicals inside may leak out. This can inflame nerve roots or the dura, and cause pain.

A large disc tear may cause a disc to bulge, inflaming nerve roots or the dura, and cause pain. Bone spurs, called osteophytes, can also press against nerve roots and cause pain.



### **How do I know if I have disc and nerve root pain?**

If you have pain in your neck or upper back when you move your head, you may have cervical disc and dural inflammation. If pain travels to your arm when you move your head, you may have nerve root inflammation.

Common tests such as MRIs can show disc bulges and nerve root compression, but may not show a torn and leaking disc. A cervical epidural injection can help to determine if disc problems, or dural, or nerve root inflammation are causing your pain.

### **What is a transforaminal cervical epidural steroid injection?**

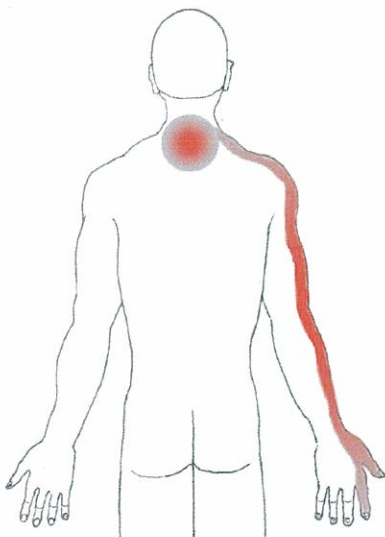
In a cervical epidural steroid injection, an anesthetic and a steroid are injected into the epidural space to reduce inflammation. When it is done from the side it is called a transforaminal injection. It puts the medication near the source of inflammation.

### **What happens during an injection?**

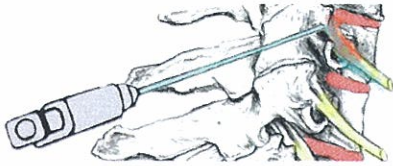
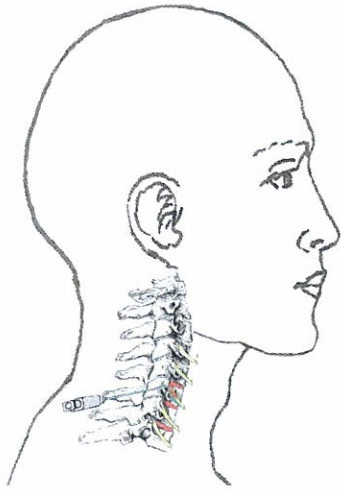
The injection may start with an IV (medicine given intravenously) to help you relax. A local anesthetic may be used to numb your skin.

The doctor will then insert a thin needle directly into the epidural space. Fluoroscopy, a type of x-ray, may be used to ensure the safe and proper position of the needle. A dye may also be injected to make sure the needle is at the correct spot.

Once the doctor is sure the needle is correctly placed, an anesthetic and steroid will be injected.



## For Neck & Arm Pain



### What happens after an injection?

You will be monitored for up to 30 minutes after the injection. When you are ready to leave, the clinic will give you discharge instructions. You will also be given a pain diary. It is important to fill this out because it helps your doctor know how the injection is working.

It may help to move your neck in ways that hurt before the injection, to see if the pain is still there, but do not overdo it. Take it easy for the rest of the day.

You may feel immediate pain relief and numbness in your neck and arm for up to six hours after the injection. This tells you the medication has reached the right spot.

Your pain may return after this short pain-free period, or may even be a little worse for a day or two. This is normal. It may be caused by needle irritation or by the steroid itself. Steroids usually take two or three days to start working, but can take as long as a week.

You can usually return to work the day after the injection, but always check with your doctor.

### How long can I expect pain relief?

How long you can expect pain relief depends on the amount of inflammation. Sometimes an injection brings several months of pain relief, and then further treatment is needed. Other times, a single injection brings long-term pain relief. If your pain is caused by injury to more than one area, only some of your symptoms will be helped by a single injection.

*This pamphlet is for general education only. Specific questions or concerns should always be directed to your doctor. Your doctor can explain possible risks or side effects.*

### Garden State Pain Control Center, PA

#### **Binod P. Sinha, MD, FACA**

Certified Anesthesiology & Pain Medicine

Email: [drbinodsinha@yahoo.com](mailto:drbinodsinha@yahoo.com)



Phone: 973-777-5444  
Fax: 973-777-0304  
1117 Rt. 46 E. Suite 206  
Clifton, NJ 07013

Phone: 732-376-0330  
Fax: 732-376-0331  
282 Hobart St.  
Perth Amboy, NJ 08861



**ORTHOPEDIC  
EDUCATION  
ASSOCIATES**

© 2005 Orthopedic Education Associates. All rights reserved. 5.7.5VI  
9501 N. Oak Trwy, Suite 201,  
Kansas City, MO 64155  
Sales via Modern PT  
[sales@oebrochures.com](mailto:sales@oebrochures.com)  
[www.oebrochures.com](http://www.oebrochures.com)